



# People and Cultural Resources of Taylortown

2022 CLUP Work Session Two

Stephen Francis - Zach Bennett - Robert Hayter

March 29, 2022




# History of Taylortown


- ▣ Presented by Councilwoman Moody
  - A lifelong resident and historian of Taylortown



# History of Taylortown



# History of Taylortown

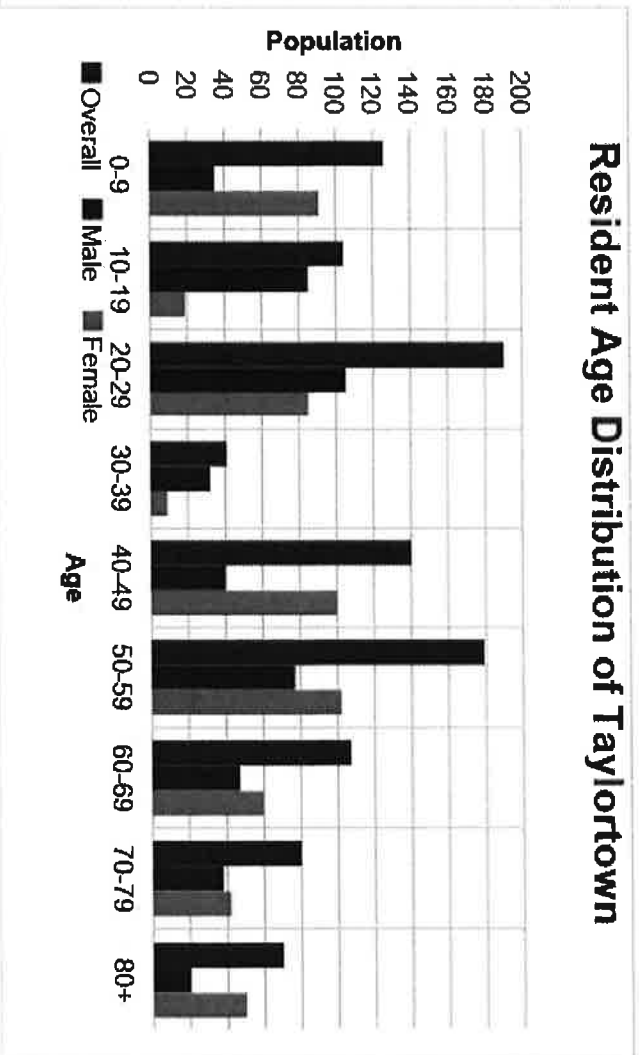


# Demographics

- Demography, from the prefix *demo-* and the suffix *-graphy*
  - *demo-* meaning ‘people’
  - *-graphy* meaning ‘writing, description, or measurement’
- Therefore, demography can be defined as the statistical study of populations, especially human beings.
  - People – Who makes up the Town of Taylortown
  - Households – What are the makeups of the households in Taylortown
  - Housing – What types of housing are available in Taylortown
  - Education – What are the educational opportunities for the people of Taylortown
  - Income – How is income spread out throughout Taylortown
- Utilizing data from The US Census and The 2019 American Community Survey can help paint a picture of the culture and identity of Taylortown.
  - This will be vital in establishing a land use plan that fits the needs of the Town

# People (con.)


- The female population is slightly larger than the male population
  - 558 female residents vs. 479 male residents
- Approximately 40% of the population of Taylortown is younger than 30 years old
  - 30-59 years old: 35%
  - 60+ years old: 25%
- Median age of residents of Taylortown is 46 years old



# Housing Characteristics

- Housing Characteristics for the estimated 407 occupied housing units...
  - 84% of homes are occupied by the owner, 16% are being rented out.
  - Breakdown by Number of Units in Structure...
    - 1 Unit, Detached – 374
    - 1 Unit, Attached – 0
    - 3 or 4 Apartments – 9
    - Mobile Home or Other Type of Housing – 24
  - Breakdown by Year(s) Structure Was Built...
    - 2014 or Later – 0 units
    - 2010 to 2013 – 7 units
    - 2000 to 2009 – 39 units
    - 1980 to 1999 – 268 units
    - 1960 to 1979 – 49 units
    - 1940 to 1959 – 19 units
    - 1939 or Earlier – 25 units

## Age of Occupied Units in Taylortown


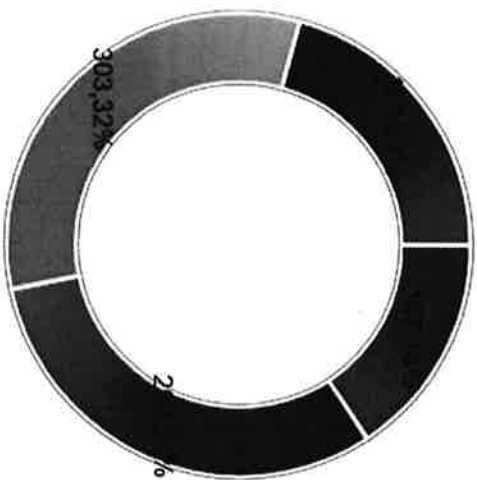


# Education

## Education in Taylortown

- Education for Population Ages 18 - 24
  - Less than High School Graduate - 16
  - High School Graduate (Includes Equivalency) - 29
  - Some College or Associate's Degree - 31
  - Bachelor's Degree or Higher - 28
- Education for Population Ages 25 and Older
  - Less than High School Graduate - 131
  - High School Graduate (Includes Equivalency) - 261
  - Some College or Associate's Degree - 272
  - Bachelor's Degree or Higher - 165

## Education in Taylortown



**LKGC**

Engineering  
Landscape Architecture  
Surveying

# Employment Status

- Employment in Taylortown (16 Years and Older Population)
  - Employed – 504
    - Employed Males – 267
    - Employed Females – 237
  - Unemployed – 61
    - Employed Males – 28
    - Employed Females - 33

## Employment in Taylortown

